

CHILLER & FREEZER BODIES



National Industries Park,
P.O.Box: 119177, Dubai, U.A.E

T: +971 4 228 8879
E: info@trilogyfab.ae

TRILOGYFAB.COM

CHILLER & FREEZER BODIES

Insulated chillers and freezers are used for transporting perishable items. The platform is fabricated with steel, subchassis and cross members are constructed with beams and channels. The floor is finished with checkered aluminium sheet. All walls of the container will be insulated with 100mm thick PU injected sandwich panels while external and internal cladding is with 0.7mm thick preprinted GI sheets. All corners are finished with round aluminium profiles that will provide better aesthetics. The locks and hinges are of stainless steel and will be of the same pattern as that of a sea going container.



Refrigeration unit

Refrigeration units of different brands and capacity can be fitted on the container according to the nature of the products to be transported.



Branding and graphics

The vehicles may be branded using graphics that is a highly effective form of advertising with only a nominal cost compared to other forms of advertising.



Cargo locking track

Loose cargo can be locked using cargo locking tracks and belts, which are tied to the wall of the container to prevent movement of cargo during transit.



Floor coating

The floor will have a PU coating finish to avoid water leakage and damage thereof.



Side door

Side doors are used for the easy deliveries of different types of goods loaded in the container.



Tail-lift

Tail-lift is a hydraulic operated platform helps to lift up the cargo from ground level to the pickup platform level and vice versa.

STEEL DRY CONTAINER



National Industries Park,
P.O.Box: 119177, Dubai, U.A.E

T: +971 4 228 8879
E: info@trilogyfab.ae

TRILOGYFAB.COM

STEEL DRY CONTAINER

Steel dry containers are the conventional type of covered body on pickups, which are used to protect the cargo while on transit. Fully fabricated with steel, the platform sub chassis and cross members are constructed with steel beams and channels. The top floor finished using 4mm thick steel sheets, which is stronger than the original platform that is typically made of wood and thin steel sheet cladding. The structure is made of hollow tubes as per required size, and the outer cladding uses steel sheets. The joints are filled with sealants to give the appearance of a single sheet from outside. All corners are finished with aluminium angles to give a more aesthetic finish. The locks and hinges are of GI and will be of the same pattern as a sea-going container.



Air Deflectors

Air deflectors can be fitted above the driver's cabin which will provide an aerodynamic effect for the vehicle and also add to the aesthetics.



Cargo locking track

Loose cargo can be locked using cargo locking tracks and belts, which are tied to the wall of the container to prevent movement of cargo during transit.



Branding and graphics

The vehicles maybe branded using graphics that is a highly effective form of advertising with only a nominal cost compared to other forms of advertising.



Inside ply wood cladding

The interiors of these containers can be cladded with plywood, which will help avoid any damage to the cargo and will give a better appearance.



Inside structure finish

The standard pattern inside the container is completed using steel structures that are painted while the wall joints are filled with synthetic sealant.



Tail-lift

Tail-lift is a hydraulic operated platform helps to lift up the cargo from ground level to the pickup platform level and wiseversa

INSULATED DRY CONTAINER



National Industries Park,
P.O.Box: 119177, Dubai, U.A.E

T: +971 4 228 8879
E: info@trilogyfab.ae

TRILOGYFAB.COM

INSULATED DRY CONTAINER

Insulated dry containers are used for transporting certain types of goods that will be damaged due to excess heat. Here, the platform is fabricated with steel and it is constructed with beams and channels for sub chassis and cross members. The floor is finished with 4 mm thick steel sheets or checkered aluminium sheets as per the requirement of clients. This will be much stronger than traditional platforms made of wood and thin sheet cladding. The walls of the container are insulated with 50mm thick PU injected sandwich panels. The external and internal cladding is with 0.7mm thick preprinted GI sheets. All corners with finished aluminium angles provide a better aesthetic appearance. The locks and hinges are of "SS" and will be of the same pattern as a sea-going container.



Cargo locking track

Loose cargo can be locked using cargo locking tracks and belts, which are tied to the wall of the container to prevent movement of cargo during transit.

Air deflector

Air deflectors can be fitted above the driver's cabin which will provide an aerodynamic effect for the vehicle and also add to the aesthetics.



Tail-lift

Tail-lift is a hydraulic operated platform helps to lift up the cargo from ground level to the pickup platform level and vice versa.

Side safety guard cover

Safety guards on the sides are covered too for added aesthetics, and all measures are undertaken as per the guidelines and regulations of the authorities.



Branding and graphics

The vehicles may be branded using graphics that is a highly effective form of advertising with only a nominal cost compared to other forms of advertising.

STEEL CARGO BODY



National Industries Park,
P.O.Box: 119177, Dubai, U.A.E

T: +971 4 228 8879
E: info@trilogyfab.ae

TRILOGYFAB.COM

STEEL CARGO BODY



Fully made out of steel from sub chassis to doors where as original cargo body is of wood and thin sheet of steel and hence it is more durable and stronger than wood cargo bodies. Steel cargo body size can be made according to the requirements of customer with in the permitted size of road traffic authorities of concerned region. Number of side door can be decided accordingly to the vehicle size.

STEEL CARGO BODY DOOR VIEW

Normally for steel cargo bodies are made with 1 number drop down door at rear and 1 or more doors with removable poles at thd sides.



STEEL CARGO BODY WITH GRILL

For the side additional loading area can be given by adding a grill structure on the top of the door

GAS CYLINDER CARRIER

Roof and front covered with 2mm MS sheet and side as barrier will be provided with 5 numbers of MS tube above the platform between the pillars.



STEEL CARGO BODY INSIDE VIEW

In general steel cargo body floor are made for 4 mm thick checkered MS sheet and it is optional if customers need to be go for plain sheet.

FLAT BED WITH STAKES



National Industries Park,
P.O.Box: 119177, Dubai, U.A.E

T: +971 4 228 8879
E: info@trilogyfab.ae

TRILOGYFAB.COM

FLAT BED WITH STAKES

Flat bed with stakes bodies are more for facilitating loading extra size cargo especially or building materials. Stakes fitted on sides are removable and can fitted with nuts and bolts.



FLAT BED WITH STAKES SIDE VIEW

The sides stakes are removable and can be reinstalled after loading the cargo.



FLAT BED WITH STAKES AND REMOVABLE GRILL

Grill structure can be provided between the structures, which will give additional protection to the cargo.

OPEN PLATFORM BODY

Open platform bodies are used for uneven size cargo transportation.



SHUTTER BODY



National Industries Park,
P.O.Box: 119177, Dubai, U.A.E

T: +971 4 228 8879
E: info@trilogyfab.ae

TRILOGYFAB.COM

SHUTTER BODY

This is used for transportation of beverages, especially mineral water. Its advantages include easy loading on the pallet from both sides. The shutters are of two types - UK made and locally manufactured. Flat Leaf aluminium shutters enable easy graphic advertising.



WATER RACKS

The water bottles can be conveniently stacked on racks for loading, offloading and transit; generally, the racks have capacity for 32 bottles of 5 gallons each, but can be designed as per customer requirements.



SHUTTER BODY: INSIDE VIEW

Loading and offloading of water bottles can be easily conducted from either sides.

INSULATED SHUTTER BODY

Insulated body with side shutters are used for chillers as per the specifications of the Municipality Food Safety Department.



National Industries Park, P.O.Box: 119177, Dubai, U.A.E
T: +971 4 228 8879 | E: info@trilogyfab.ae

CRANE



National Industries Park,
P.O.Box: 119177, Dubai, U.A.E

T: +971 4 228 8879
E: info@trilogyfab.ae

TRIOLOGYFAB.COM

CRANE

Cranes are fitted on trucks for easy loading and offloading of cargo on the open platform of the vehicle. These cranes are hydraulic-operated only, and are driven with the help of vehicle engine. Two types of cranes are commonly available in articulated (Knuckle boom) crane and the other is "T"-Type or straight boom cranes. We offer different brands of cranes as per the customer's requirement.



ARTICULATED CRANE FOLD POSITION

Articulated / knuckle boom cranes can be folded and stored in the space between the driver's cabin and cargo area. This not only ensures the durability of the crane but the loading area can also be kept free for loading even when the crane is not required for loading/offloading.



ARTICULATED CRANE OPEN POSITION

Articulated / knuckle boom cranes can be rotated at 360° degrees and the controls will be available on both sides of the crane.

"T" TYPE CRANE

The arms of "T" type or straight boom cranes rest above the cargo area. Its price is comparatively lesser than that of articulated cranes. The booms can extend, rotate, and lift up and down similar to articulated cranes.



1 TON PICKUP/VAN



National Industries Park,
P.O.Box: 119177, Dubai, U.A.E

T: +971 4 228 8879
E: info@trilogifab.ae

TRILOGYFAB.COM

1 TON PICKUP/VAN

One-ton pick-up vans can be customized for use for the transport of small-volume cargo. The temperature inside can be maintained as per the temperature required for the products that are to be transported. There are different brands of refrigeration available and can be deployed as per the customer's choice.



Floor PU Coating

The floors use polyurethane coating, which is antifungal, and ensures no water leakage; such floors are easy for cleaning too, and are needed for products as specified by the Food Control Division of the Municipality.

1 Ton Pick-up/Van Side View

The design is convenient and can be customized as per requirement during transit.



1 Ton Pick-up/Van Aluminum Flooring

The floor can be finished with the chekered aluminum sheet.

1 Ton Pick-up/Van Rear View

Small Pick-up will have single leaf door at the rear side.



TAIL LIFT - MS/ALUMINIUM PLATFORM



National Industries Park,
P.O.Box: 119177, Dubai, U.A.E

T: +971 4 228 8879
E: info@trilogifab.ae

TRILOGYFAB.COM

TAIL LIFT MS/ ALUMINIUM

Tail lift is used for loading and offloading of heavy items on pallet jacks. The platforms can reach up to ground level, whereby the products can be conveniently loaded. Alternatively, the products can be lifted and placed on the platform level. The width of the platform is the same as that of the vehicle's body width. Tail lift of height up to 180 cm can be provided. Platform can be made in steel or in aluminum. Aluminum platform is food grade, and compared to steel platforms, its weight is lower.

ALUMINIUM PLATFORM



STEEL PLATFORM



PLATFORM OPEN POSITION ON GROUND LEVEL

Platform will reach up to the ground level, which enables the pallet jack to drive directly on the tail lift. The platforms are designed to exact specifications for easy loading and offloading.

CONTROL PANEL AND REMOTE

Control panel with joystick and additional safety switch are included in built-in control panel. The tail lift can be provided with Wander Lead spring cable, which will be make it easier for the operator to load and offload or handle cargo by a single person.



UNDER SLIDER PLATFORM TAIL LIFT

This tail lifts platform can be folded and kept under the platform of body, which enables the pickup to park very close to the loading bay or for using forklift for loading.

National Industries Park, P.O.Box: 119177, Dubai, U.A.E
T: +971 4 228 8879 | E: info@trilogyfab.ae

RECOVERY



National Industries Park,
P.O.Box: 119177, Dubai, U.A.E

T: +971 4 228 8879
E: info@trilogyfab.ae

TRILOGYFAB.COM

RECOVERY



Recovery is mainly used for transit of vehicles. The vehicle can be loaded directly from the ground level either using winches fitted on the platform or through a drive directly on platform. There are two types of recovery available: one with a slanting platform and other with a ground level platform.

SLANTING RECOVERY

In slanting recovery, the platform will be in a slanting position for loading and offloading of vehicles. Winches are used for towing the vehicle to the platform.



REAR STABILIZER

Rear stabilizer are basically recommend for compatibly heavy vehicle loading which we offer as optional accessories.

FULL DOWN WITH BODY

The ground level platform can be used for vehicles that have low ground clearance such as sports cars. This can be covered using curtain sides to ensure the additional safety of the vehicles.



National Industries Park, P.O.Box: 119177, Dubai, U.A.E
T: +971 4 228 8879 | E: info@trilogyfab.ae

WATER TANKER




National Industries Park,
P.O.Box: 119177, Dubai, U.A.E

T: +971 4 228 8879
E: info@trilogyfab.ae

TRILOGYFAB.COM

WATER TANKER

There are two types of water tanks: for the transport of sweet water and for salt water. The volume of the tank can be decided as per the payload of the vehicle.



WATER TANKER SIDE VIEW

The body is customized as per specification and use.



PUMPS


For water tanks, petrol-driven pumps are normally used.

HOSE PIPE

The hose pipe is provided as per the requirement of customers.



GREASE TANKER/ SUCTION TANKER



National Industries Park,
P.O.Box: 119177, Dubai, U.A.E

T: +971 4 228 8879
E: info@trilogyfab.ae

TRILOGYFAB.COM


GREASE TANKER / SUCTION TANKER

Grease tankers are used for transport of grease or for the suction and discharge of waste oil or waste water. The required stiffeners can be provided on the tanker based on the capacity. The volume of tank can be decided as per the payload of the vehicle.



SUCTION TANK REAR VIEW CLOSED END CAP

The rear end of the cylinder will be closed permanently, and outlet pipes are provided for discharge.



OPENABLE END CAP

Open end cap is optimized for facilitating the easy cleaning of the tank interiors.

CUSTOMIZE GRILL BOX PUMP

Custom-made grill box can be provided at the rear end for storage of vacuum cleaners and pumps etc.



National Industries Park, P.O.Box: 119177, Dubai, U.A.E
T: +971 4 228 8879 | E: info@trilogyfab.ae

FUEL TANKER



National Industries Park,
P.O.Box: 119177, Dubai, U.A.E

T: +971 4 228 8879
E: info@trilogyfab.ae

TRILOGYFAB.COM



FUEL TANKER

Fuel tankers are customized for the transport of petrol/diesel or any fuel as per the specifications of the authorities with a focus on safety. The volume of the tank can be decided as per the vehicle payload.



FLOW METER

“Liquid Control” (LC) or “Fill Rite” flow meters can be provided according to the customer’s requirement of flow output.



HOSE REEL

Spring loaded hose reel is suitable, where extendable length of the discharge tube is needed, up to a maximum of 15 meters; this is optional and as per requirements of the customer.

FUEL DRIVEN PUMP

Two types of pumps are available - diesel driven pumps and PTO driven pump - which are provided based on customer requirement.



National Industries Park, P.O.Box: 119177, Dubai, U.A.E
T: +971 4 228 8879 | E: info@trilogyfab.ae

DUMP TRUCK / TIPPER BODY



National Industries Park,
P.O.Box: 119177, Dubai, U.A.E

T: +971 4 228 8879
E: info@trilogyfab.ae

TRILOGYFAB.COM

DUMP TRUCK / TIPPER BODY

These are hydraulic operated cargo loading bodies for easy slide down the materials by tilting the platforms. Generally platforms are tilted towards the rear side. Both sides and rear tilting also can be made as per customer request.



HYDRAULIC MECHANISM

Hydraulic mechanisms are basically a factor made mechanism which includes telescopic jacks, oil tanks, electric or PTO driven pump and control valves. The capacity of Jacks are designed in compactable with the payload of the vehicle.



HIGH SIDED TIPPER

High Sided Tipper are made for heavy vehicles in general. However high sided tippers can be made on light duty vehicles also for the transportation of light weight items according to customer request.

DOORS

Doors can be designed according to the customer requirement such as both sides drop down or rear drop down or flip up while tilting. Side opening are advisable only for light duty vehicle tippers.

